

SELECT DESIRED MOUNT:

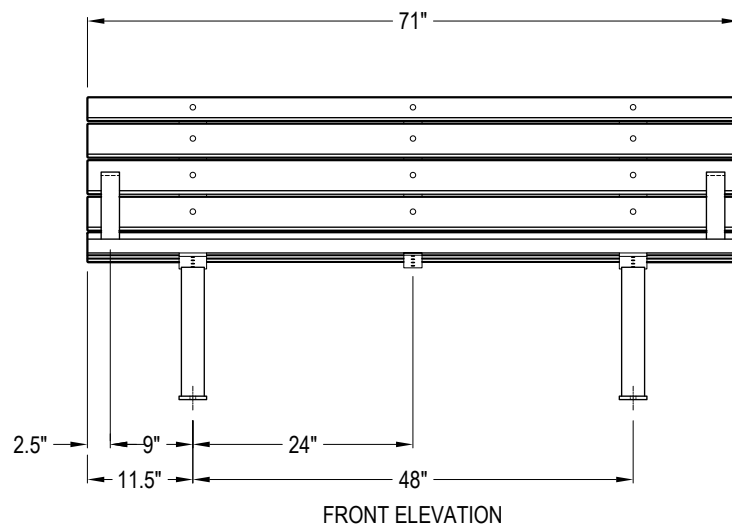
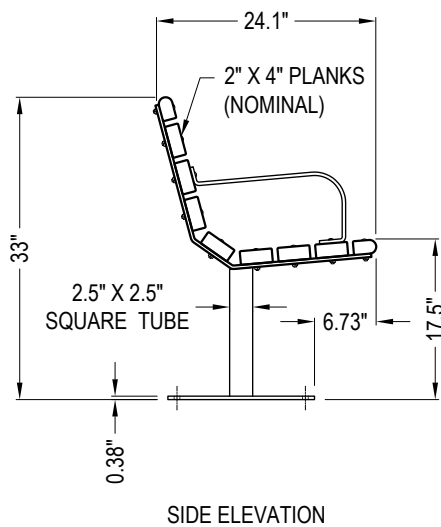
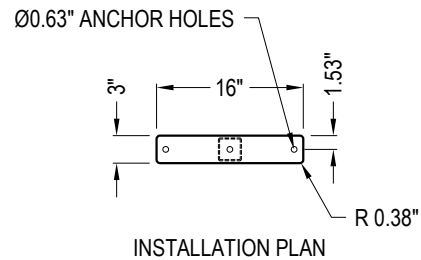
- EMBEDDED
- SURFACE (SHOWN)

SELECT DESIRED PLANK MATERIAL:

- 6' WOOD (SHOWN)
- RECYCLED PLASTIC

SELECT DESIRED FINISH:

- HOT DIP GALVANIZED
- POLYESTER POWDER OVER ZINC RICH PRIMER

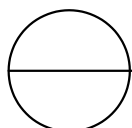


SPECIFICATIONS

MATERIAL: (SPRUCE/RECYCLED PLASTIC PLANK) 2" X 4" NOM, (PROFILES & BASE PLATES) 3/8" X 3" STEEL PLATE, (BOLT-ON) 3/8" X 2" STEEL PLATE ARM RESTS, (CENTER BRACE) 1/4" X 2" STEEL PLATE, (LEGS) 2.5" X 2.5" X 0.125" WALL STEEL TUBE, STAINLESS STEEL CARRIAGE BOLTS, 5/16"-18 THREAD
 - ANCHORING HARDWARE NOT INCLUDED.

NOTES:

1. INSTALLATION TO BE COMPLETED IN ACCORDANCE WITH MANUFACTURER'S SPECIFICATIONS.
2. DO NOT SCALE DRAWING.
3. THIS DRAWING IS INTENDED FOR USE BY ARCHITECTS, ENGINEERS, CONTRACTORS, CONSULTANTS AND DESIGN PROFESSIONALS FOR PLANNING PURPOSES ONLY. THIS DRAWING MAY NOT BE USED FOR CONSTRUCTION.
4. ALL INFORMATION CONTAINED HEREIN WAS CURRENT AT THE TIME OF DEVELOPMENT BUT MUST BE REVIEWED AND APPROVED BY THE PRODUCT MANUFACTURER TO BE CONSIDERED ACCURATE.
5. CONTRACTOR'S NOTE: FOR PRODUCT AND COMPANY INFORMATION VISIT www.CADdetails.com/info AND ENTER REFERENCE NUMBER 5436-066.



BENCHES

(552-6-SSA) WOOD BENCH, 6', WITH ARMS, 2X4 WOOD PLANKS, SURFACE MOUNT